



TECHNOLOGY for Your Business

WBOX



Main features

- Cadence up to 50 ppm.
- Capacity: 15 kg - 5 g / 30 kg - 10 g / 60 kg - 20 g with motorized belt width 420 mm.
- Capacity: 30 kg - 10 g / 60 kg - 20 g with motorized belt width 510 and 700 mm.
- 1 motorized belt, closed loop.
- Brushless motor and drive board, speed up to 45 m/min.
- Working temperature: from 0 °C to + 40 °C.
- Power supply: 230 Vac (Hz 50/60).
- Maximum power: 1 kW.
- Resistive PC/Panel 12" display, suitable for use with gloves and in the presence of water/condensation.
- Structure and carpentry in aluminum and stainless steel.
- Belt height from the ground: 850 +/- 50 mm.
- Machine management by PLC.

SoftWare

- Weight control program.

Selectable functions

- External availability for data sharing.
- Weighing range selection with reject output enabling.
- Viewing reports on checks performed.
- Export production report on USB port.
- Multilingual selection.
- Multi-level password.

PLU

- PLU number: 9999.
- For each PLU:
 - 2 description fields.
 - Tare.
 - Minimum threshold.
 - Maximum threshold.
 - Duration and delay expulsion.
 - Alarm upon reaching number of expulsions.
- Automatic programming of parameters (motor speed, minimum and maximum weighing threshold, duration and delay of expulsion).

Totals

- Totals per PLU.
- Totals per lot of traceability, lot/PLU.

I/O Section

- 1 USB 2.0.
- 1 Ethernet.
- 2 electrical signals (clean contacts).

Options

- Network machine management software with RS Server communication protocol.
- 2D camera for presence and reading of the label.
- 2D camera for reading QR Code.
- Cameras for optical control.
- External PROFIBUS interface, Profibus protocol with PCB.
- Communication protocol ETHERCAT.
- Piston ejector, arm or pneumatic blow.
- Collection basket in stainless steel or plastic.
- Waste roller conveyor with collection basket.
- Overflow photocell.
- Slide diverter, 2 or 3 outputs.
- Air diverter, 1, 2 or 3 outputs.
- Led light column for out of tolerance and alarms.

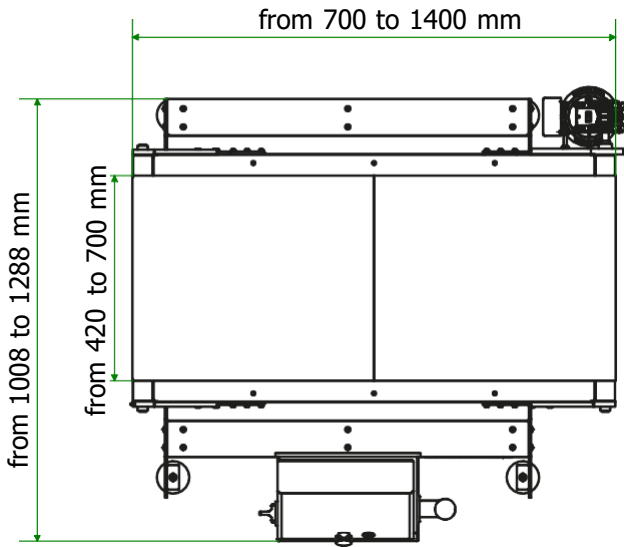
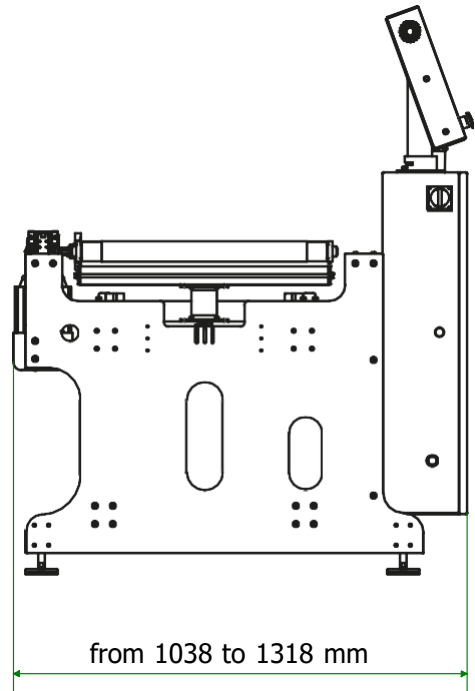
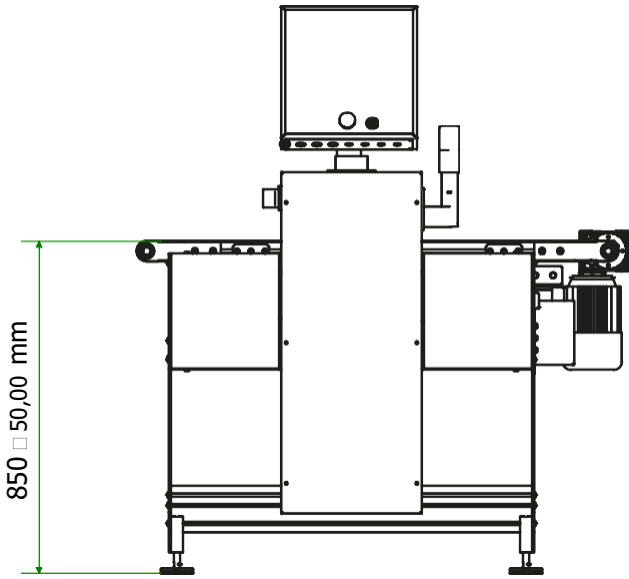
Dimensions

Series 420
useful belt dimensions [mm]
WEIGHING
420x700/1000

Series 510
useful belt dimensions [mm]
WEIGHING
510x1000/1200

Series 700
useful belt dimensions [mm]
WEIGHING
700x1400

Layout



Technical specifications and images may be subject to improvements and modifications without notice.

WBOX

MID APPROVAL

MODULAR AND INTEGRABLE

REDUCED MAINTENANCE COSTS

SELF-DIAGNOSTIC

CONNECTIVITY AND DATA SHARING WITH OTHER SOFTWARE

REMOTE ASSISTANCE

DISTRIBUIDO POR:



PACKLINE SPAIN SYSTEM SL

C/Actor Mora, 22 - 46009 Valencia
Telf: +34 610 277 275
Mail: pcano@packspainsl.com
www.packspainsl.com